

Columbia University

Faculty of the Arts and Sciences

Campus Space Report

Prepared for the Executive Vice President, A&S
September 6, 2013

Columbia University
Facilities Planning and Capital Project Management

COLUMBIA UNIVERSITY FACILITIES—PLANNING & CAPITAL PROJECT MANAGEMENT**ARTS & SCIENCES SPACE REPORT***Prepared September 2013*Table of Contents

Executive Summary	1
Table 1: Arts & Sciences: Total Net Assignable Square Feet by Campus	2
Table 2: Arts & Sciences: Campus Organization by Academic Division	3
Table 3: Schools & Colleges Space Distribution	4
Table 4: Schools of the Arts Programs- Morningside Heights and Manhattanville	5
Table 5: Major Space Types- Morningside Heights and Manhattanville	6
Table 6: Major Space Types- Nevis and Lamont Campuses	7
Table 7: Research Space Distribution: Morningside Heights and Nevis Campuses	8
Table 8: Research Space Distribution by Percentage and Net Assignable Sq. Ft.	9
Table 9: Schools and Colleges	10
Table 10: Social Sciences, Humanities and Natural Sciences Departments	10
Table 11: Centers and Institutes	11
Table 12: Arts & Sciences Locations; Morningside Heights and Morningside Off-Campus	12
Table 13: Arts & Sciences Locations; Manhattanville, Lamont and Nevis	13

Executive Summary:

This report documents the approximately 950,000 net assignable square feet (NASF) of space assigned to Schools and Departments reporting to the Executive Vice President for Arts and Sciences.

The Arts and Sciences has space in 65 Columbia buildings, the majority of which is concentrated on the Morningside Campus (40 buildings), in Manhattanville (2 buildings), and at Nevis Laboratories (11 buildings).

Arts and Sciences space constitute 21% of the entire University's 4.5 million NASF of academic space, excluding the Columbia University Medical Center. Of the total amount of space assigned to the Arts and Sciences, 51% is assigned to the Natural and Quantitative sciences, 13% to the Humanities, and 23% is assigned to Schools, the College, and Institutes & Centers. Approximately 2% of space is occupied by central A&S EVP functions.

Structure of the Report:

This report provides quantitative and graphic information for each building, department, institute, center or administrative unit within Arts & Sciences on the Morningside, Manhattanville, and Nevis campuses. Departments have also been aggregated into the following academic disciplines and administrative categories:

Sciences (Lab and Quantitative): Astrophysics, Astronomy, Biology, Chemistry, Earth and Environmental Science, E3B, Mathematics, Physics, Psychology, Statistics.

Social Sciences: Anthropology, Economics, History, Political Science, Sociology

Humanities: Art History, Classics, EALAC, English, French, Germanic Languages, Italian, Latin American & Iberian Cultures, Middle Eastern, South Asian, and African Studies, Music, Philosophy, Religion, Slavic Languages

Columbia College and Schools: School of the Arts and its programs, Columbia College, Continuing Education, General Studies, Graduate School of Arts & Sciences

Office of the EVP: Occupied by central A&S administrative offices reporting directly to the EVP.

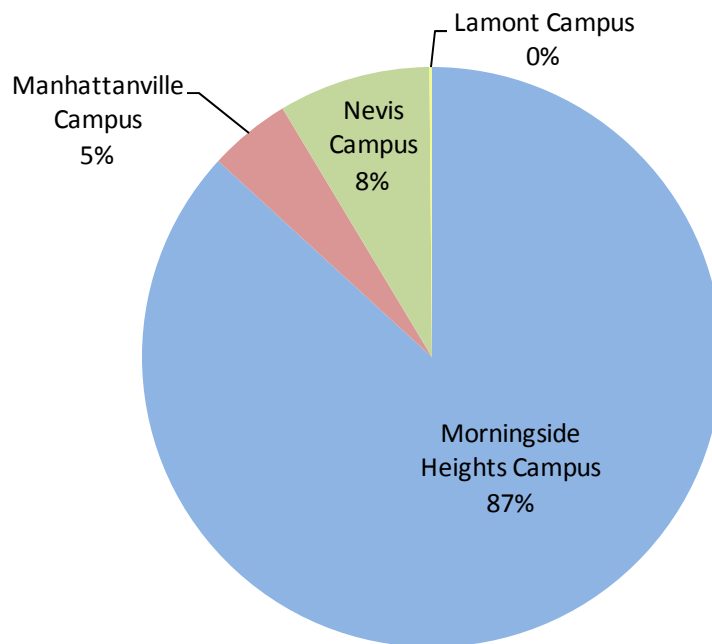
Methodology and Requirements:

Columbia University receives federal funding for research conducted on its campuses and therefore must adhere to the space survey standards and methodology described in the Postsecondary Education Facilities Classification Manual (FICM): 2006 Edition, issued by the U.S Dept. of Education. The purpose of FICM standards is to ensure that the reporting of space by all institutions of higher education is uniform and consistent, particularly when it comes to calculating the Indirect Cost Recovery (ICR) for research grants. The standards outlined in the FICM Manual define a minimum set of data to be collected, how to calculate net and gross floor areas, and categories for space use and room type. Under FICM definitions, space is reported in net assignable sq. ft. (NASF), and the data and floor plans assigned to the Arts & Sciences in this report are represented in this format.

Table 1: Arts & Sciences Total NASF* by Campus

Campus	Sub-Campus	NASF* Total
Morningside Heights	Morningside Main Campus	736,174
	Morningside Off-Campus	90,653
Morningside Heights Total		826,826
Manhattanville: Prentis, Nash		43,602
Nevis Campus		80,780
Lamont Campus		1,322
Grand Total		952,531

Arts & Sciences Space Distribution by Campus

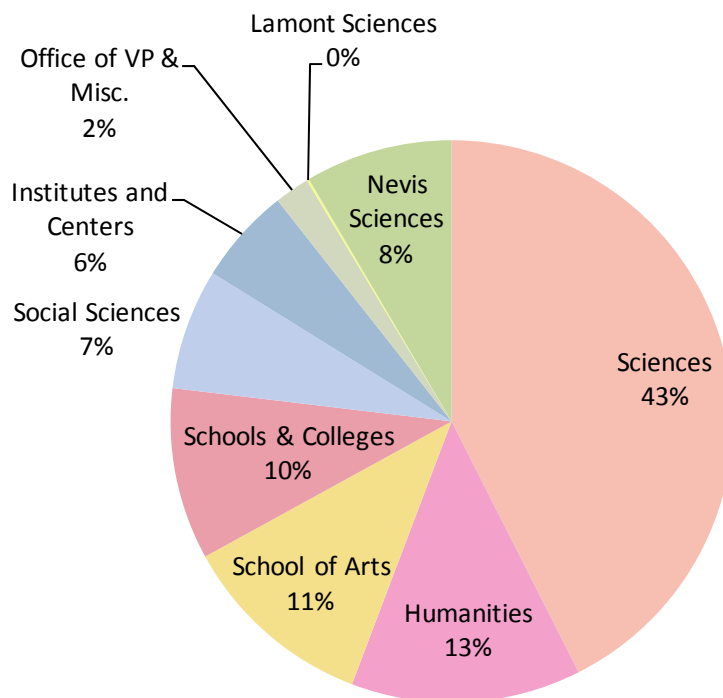


*NASF- Net Assignable Square Feet (excludes circulation, building services & mechanical areas)

Table 2: Campus Organization by Academic Division
Morningside Heights, Lamont & Nevis Campuses

Campus	Academic Division	NASF* Total
Morningside Heights & Manhattanville	Sciences	405,265
	Humanities	125,991
	School of Arts	107,060
	Schools & Colleges	94,065
	Social Sciences	66,137
	Institutes and Centers	52,858
	Office of VP & Misc.	19,052
	Morningside Heights & Manhattanville Total	
Lamont Campus	Sciences	1,322
Nevis Campus	Sciences	80,780
	Grand Total	952,531

Arts & Sciences Space Distribution

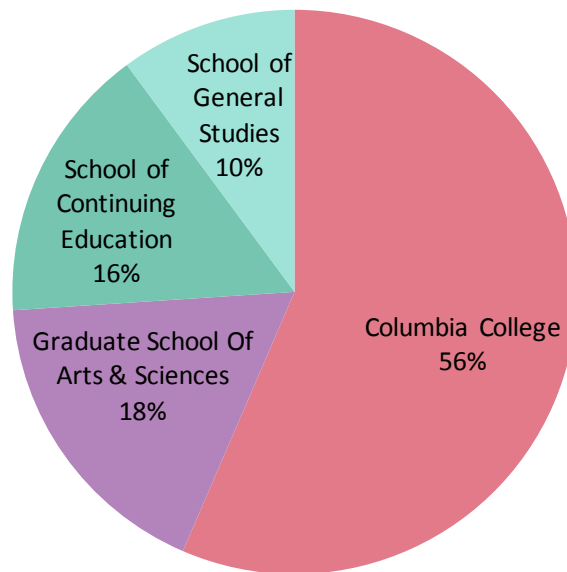


*Net Assignable Sq. Ft. (excludes circulation, building services & mechanical areas)

Table 3: School & Colleges Space Distribution

<u>Organization</u>	<u>NASF* Total</u>
Columbia College	53,119
Graduate School of Arts & Sciences	16,454
School of Continuing Education	14,974
School of General Studies	9,519
Grand Total	94,065

Schools and Colleges Space Distribution

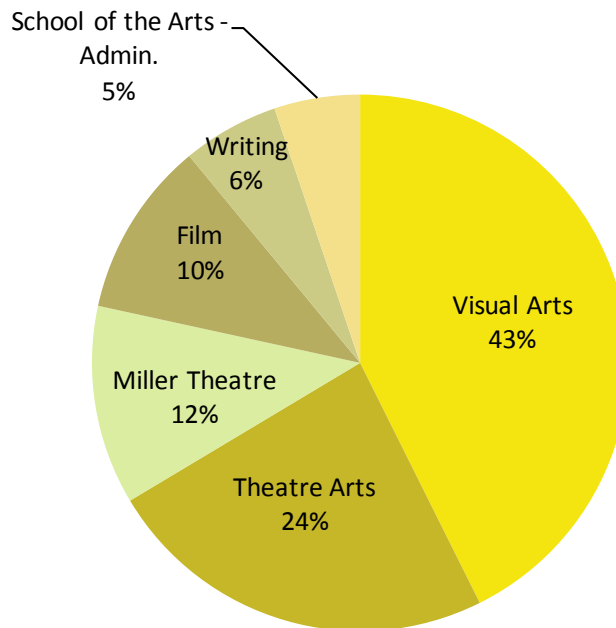


*Net Assignable Sq. Ft. (excludes circulation, building services & mechanical areas)

**Table 4: School of the Arts Programs
Morningside Heights and Manhattanville Campuses**

Organization	Department Name	NASF* Total
School of the Arts	Visual Arts	45,649
	Theatre Arts	25,458
	Miller Theatre	12,837
	Film	11,347
	Writing	6,231
	School of the Arts - Admin.	5,538
	Grand Total	107,060

School of the Arts Space Distribution



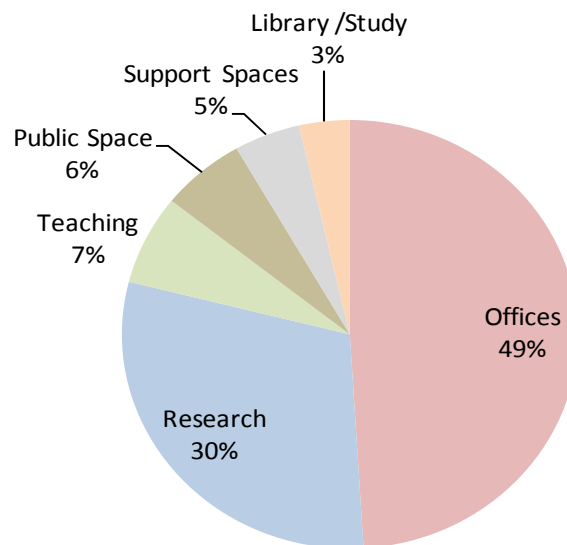
*Net Assignable Sq. Ft. (excludes circulation, building services & mechanical areas)

Table 5: Major Space Types
Morningside Heights and Manhattanville Campuses

A. Offices	Offices, Conference Rooms (FICM** 300)
B. Research	Research Laboratories (FICM** 200, excl. 210-215-220)
C. Teaching	Classrooms, Teaching Laboratories (FICM** 100 & 200-215-220)
D. Public Spaces	Assembly & Meeting Rooms, Exhibition Rooms, Food Service Spaces, Lounges (FICM** 600)
E. Support Spaces	Shops, Telecommunications, Animal Facilities, Storage (FICM** 500 & 700) Excluding Vehicle Storage
F. Libraries & Study Space	Library Stacks & Processing Rooms, Study Rooms (FICM** 400)

Campus	Major Space Type	NASF* Total
Morningside Heights & Manhattanville	Offices	426,869
	Research	260,302
	Teaching	58,922
	Public Space	52,273
	Support Spaces	40,892
	Library /Study	31,169
Grand Total		870,428

Morningside and Manhattanville Space Distribution



*Net Assignable Sq. Ft. (excludes circulation, building services & mechanical areas)

**Facilities Inventory Classification Manual must be followed for Indirect Cost Recovery

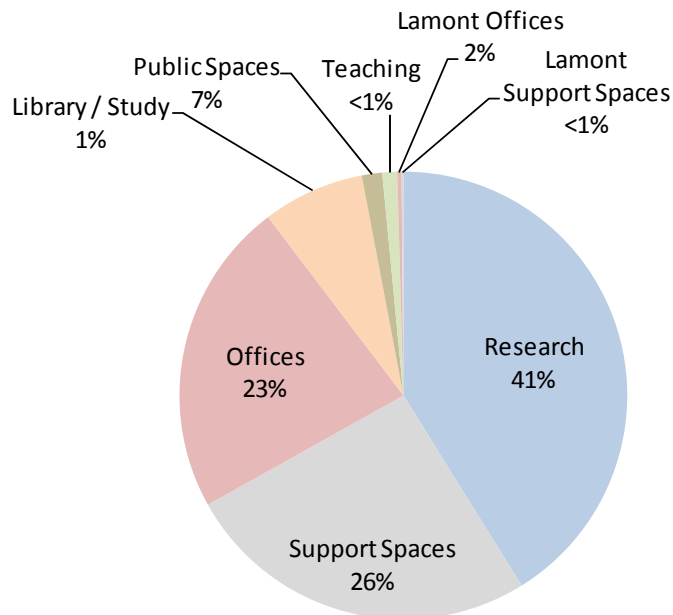
<http://nces.ed.gov/pubserch/pubsinfo.asp?pubid=2006160>

Table 6: Major Space Types
Nevis and Lamont Campuses

- A. Teaching Classrooms, Teaching Laboratories (FICM** 100 & 200-215-220)
- B. Research Research Laboratories (FICM** 200, excl. 210-215-220)
- C. Offices Offices, Conference Rooms (FICM** 300)
- D. Libraries & Study Space Library Stacks & Processing Rooms, Study Rooms (FICM** 400)
- E. Public Spaces Assembly & Meeting Rooms, Exhibition Rooms, Food Service , Lounges (FICM 600)
- F. Support Spaces Shops, Telecommunications, Animal Facilities, Storage (FICM** 500 & 700) Excluding Vehicle Storage

Campus	Major Space Type	NASF* Total
Nevis Campus	Research	33,776
	Support Spaces	21,137
	Offices	18,712
	Public Spaces	6,029
	Library / Study	877
	Teaching	250
	Subtotal	80,781
Lamont Campus	Offices	1,210
	Support Spaces	112
	Subtotal	1,322
Grand Total		82,103

Nevis and Lamont Space Distribution



*NASF- Net Assignable Sq. Ft. (excludes circulation, building services & mechanical areas)

**Facilities Inventory Classification Manual must be followed for Indirect Cost Recovery

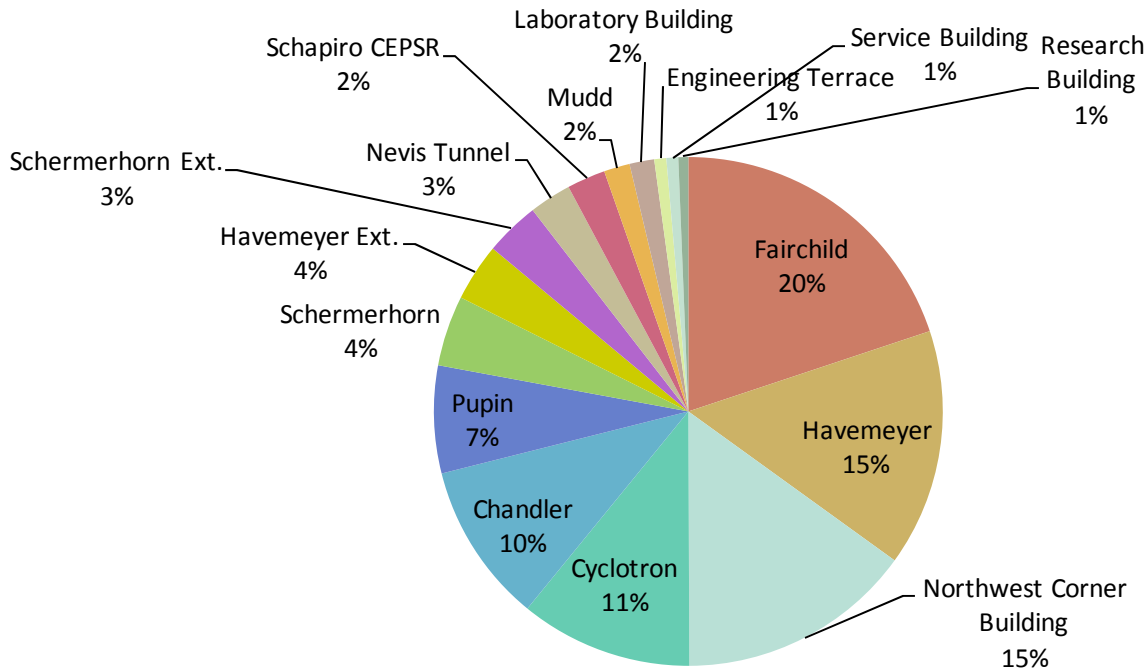
<http://nces.ed.gov/pubserch/pubsinfo.asp?pubid=2006160>

Table 7: Research Space Distribution
Morningside & Nevis Campuses

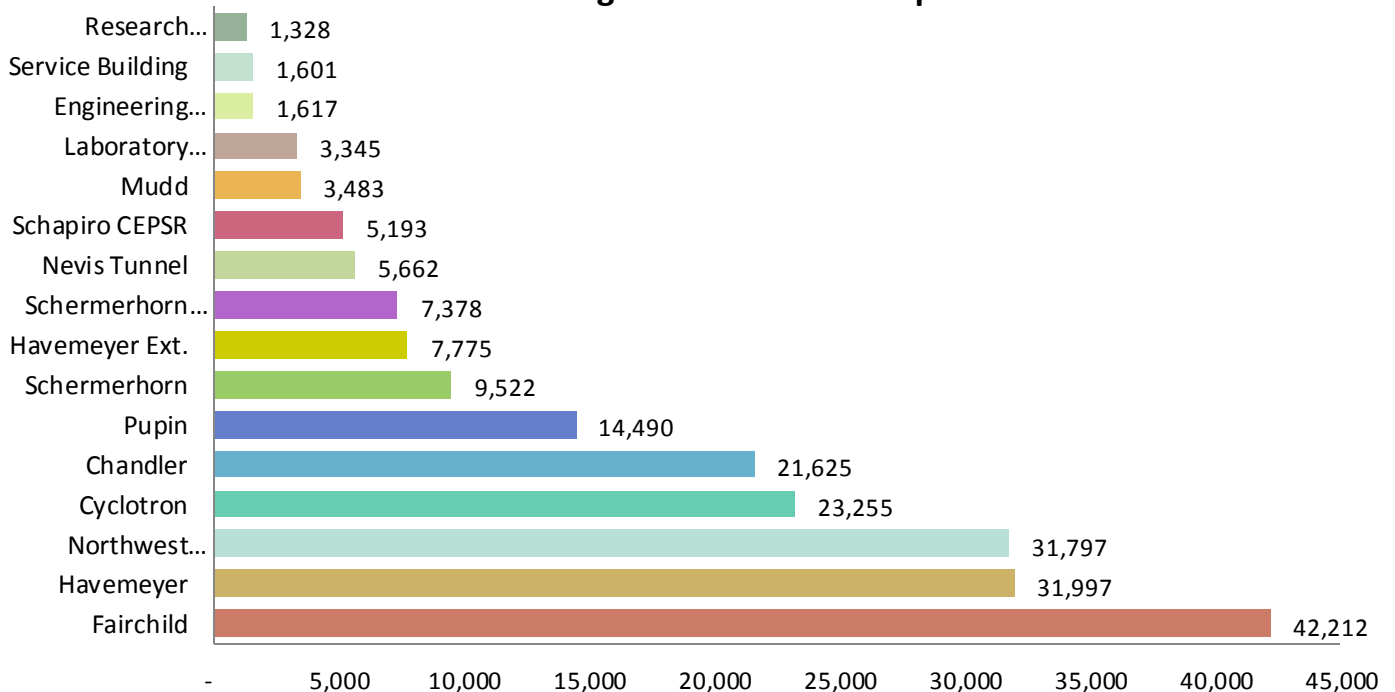
Campus	Building - NASF	A&S NASF*
Morningside Heights	Fairchild - 60,415	42,212
	Havemeyer - 65,980	31,997
	Northwest Corner Building – 90,121	31,797
	Chandler - 38,569	21,625
	Pupin– 87,883	14,490
	Schermerhorn - 70,558	9,522
	Havemeyer Extension - 16,827	7,775
	Schermerhorn Extension - 56,990	7,378
	Schapiro CEPSR - 78,898	5,193
	Mudd - 166,937	3,483
	Engineering Terrace - 113,281	1,617
Service Building - 38,180	1,601	
Morningside Heights Total		178,691
Nevis Campus	Cyclotron - 28,496	23,255
	Nevis Tunnel - 5,662	5,662
	Laboratory Building - 7,317	3,345
	Research Building - 19,654	1,328
Nevis Campus Total		33,591
	Grand Total	212,281

*Net Assignable Square Feet- NASF (excludes circulation, building services & mechanical areas)

**Table 8: Research Space Distribution by Percentage and NASF
Morningside & Nevis Campuses**



**Research Space Distribution by NASF*
Morningside and Nevis Campuses**



*NASF- Net Assignable Sq. Ft. (excludes circulation, building services & mechanical areas)

Table 9: Schools and Colleges

Schools of the Arts - All Programs	107,060
Columbia College	53,119
Graduate School of Arts & Sciences	16,454
School of Continuing Education	14,974
School of General Studies	9,519

Table 10: Social Sciences, Humanities and Natural Sciences Departments

<u>Humanities</u>	<u>NASF*</u>	<u>Natural Sciences</u>	<u>NASF*</u>
Art History & Archeology	21,726	Astronomy	8,498
Center for American Studies	1,158	Astrophysics Laboratory	8,687
Classics	4,060	Biological Sciences	84,985
East Asian Languages and Cultures	9,508	Chemistry	120,881
English & Comparative Literature	12,405	Earth & Environmental Sciences	11,810
French and Romance Philology	6,336	Ecology, Evolution, and Environmental Biology	5,782
Germanic Languages	6,932	Mathematics	19,349
Italian	2,626	Physics	81,048
Latin American & Iberian Cultures	8,060	Psychology	46,648
Middle Eastern, South Asian, and African Studies	11,090	Statistics	7,820
Music	19,088	Subtotal	395,507
Philosophy	11,413		
Religion	5,934	Social Sciences	
Slavic Languages	3,768	Anthropology	11,152
Society Of Fellows	1,886	Economics	17,604
Subtotal	125,991	History	17,679
		Political Science	9,762
		Sociology	9,467
		Subtotal	65,664
		Nevis Campus Sciences	
		Astrophysics Laboratory	18,168
		Nevis Laboratories	51,601
		Radiology Research Accelerator Facility (RARAF)	11,011
		Subtotal	80,780

*Net Assignable Sq. Ft. (excludes circulation, building services & mechanical areas)

Table 11: Centers and Institutes

Centers and Institutes	NASF
Center for American Studies	1,158
Center for Ancient Mediterranean	149
Center for Contemporary Black History	619
Center for Environment, Economy, and Society	2,260
Center for Iranian Studies	1,388
Center for Jazz Studies	845
Center for the Study of Ethnicity & Race	1,538
Committee Asia & Middle East	679
Council on European Studies	176
Institute for Comparative Literature & Society	993
Institute for Research in African American Studies	1,267
Institute For Research Women & Gender	1,817
Institute for Social & Economics Research & Policy	6,772
Institute for the Study of Human Rights	2,360
Institute Latin American Studies	2,386
Institute of Israel & Jewish Studies	1,015
Language Resource Center	3,857
Middle East Institute	1,320
Radiological Research Accelerator Facility (RARAF)	11,011
Society Of Fellows	1,886
Southern Asian Institute	1,227
The East Central European Center	2,490
The Harriman Institute	6,075
Weatherhead East Asian Institute	8,557
Grand Total	61,845

*Net Assignable Sq. Ft. (excludes circulation, building services & mechanical areas)

Table 12: Arts & Sciences Locations
Morningside Heights and Morningside Off-Campus; 952,531 NASF

#	Location - NASF	NASF*	#	Location - NASF	NASF*
Morningside Heights					
1	Alfred Lerner Hall - 107,401	21,246	21	Heyman Center - 6,509	6,509
2	Buell Hall - 8,179	2,452	22	International Affairs - 230,179	50,452
3	Butler Library - 306,428	5,827	23	International Affairs Extension - 38,065	9,887
4	Carman Hall - 91,976	2,585	24	Kent - 66,861	16,395
5	Casa Hispanica - 8,060	8,060	25	Knox - 25,433	23,104
6	Casa Italiana - 13,510	149	26	Lewisohn - 31,445	24,192
7	Chandler - 38,569	32,267	27	Low Library - 79,714	10,591
8	Columbia Alumni Center - 28,927	2,936	28	Mathematics - 37,556	19,349
9	Deutsches Haus - 3,734	3,280	29	Mudd - 166,937	7,999
10	Dodge Hall - 61,470	52,999	30	Northwest Corner Building - 90,121	59,727
11	Earl Hall - 11,421	306	31	Philosophy Hall - 39,197	29,208
12	East Campus - 224,823	9,037	32	Pupin - 87,883	76,428
13	Engineering Terrace - 113,281	1,617	33	Schapiro CEPSR - 74,898	9,145
14	Fairchild - 60,414	58,123	34	Schapiro Hall - 62,011	7,850
15	Fayerweather - 29,726	18,694	35	Schermerhorn - 70,558	56,607
16	Furnald Hall - 34,324	153	36	Schermerhorn Extension - 56,990	37,500
17	Hamilton - 46,317	29,317	37	School of Social Work - 80,310	7,820
18	Hartley Hall - 51,798	3,179	38	Service Building - 38,180	7,406
19	Havemeyer - 65,980	59,410	39	Wallach Hall - 51,752	593
20	Havemeyer Extension - 16,827	16,827	40	Watson - 19,910	8,127
Morningside Off-Campus					
1	2852 Broadway	3,873			
2	2875 Broadway	2,128			
3	Interchurch Center	739			
4	2900 Broadway	1,506			
5	450 Riverside Drive	1,388			
6	490 Riverside Drive	5,238			
7	551 West 120th Street	5,095			
8	562 West 113th Street	425			
9	600 West 113th Street	603			
10	635 West 115th Street	2,793			
11	80 Claremont Avenue	5,686			

*Net Assignable Sq. Ft. (excludes circulation, building services & mechanical areas)

**Table 13: Arts & Sciences Locations
Manhattanville, Lamont and Nevis**

#	Location - <i>NASF</i>	<i>NASF*</i>
Manhattanville		
1	Nash (3280 Broadway) - 178,723	6,043
2	Prentis - 83,302	37,559
Lamont-Doherty Earth Observatory		
1	Geoscience - 36,454	1,322
Nevis Laboratories		
1	Beam Stop Building - 455	455
2	Carriage House - 7,095	7,095
3	Cryostat - 387	387
4	Cyclotron - 28,496	28,496
5	Guest Apartments - 1,042	1,042
6	Laboratory Building - 7,317	7,317
7	Mansion House - 9,273	9,273
8	Nevis Tunnel - 5,662	5,662
9	Quonset Hut - 716	716
10	Raraf Trailer - 683	683
11	Research Building - 19,654	19,654

*Net Assignable Sq. Ft. (excludes circulation, building services & mechanical areas)